

DESIGNING A LIGHTING SCHEME
FOR A SMALL CAFE

THE PROJECT IS CUSTOMIZED
FOR A JAPANESE



- PROVIDED FOR THIS PROJECT:
- FLOORPLANS AND ELEVATIONS
 - LIGHTING DESIGN ANALYSIS SURVEY
 - PRESENTATION OUTLINE

LINDA S KRUK
RESIDENTIAL INTERIOR LIGHTING
PARSONS SCHOOL

TEA HOUSE

SIMPLE LIGHT STUDY -

TO ANALYZE THE PROPERTIES AND BEHAVIORS OF LIGHT BEFORE DESIGNING A LIGHT FIXTURE FOR THE SPACE.



DAYLIGHT



DIFFUSED DAYLIGHT



INCANDESCENT LIGHT



BACK LIGHT
- THROUGH DRAPE



OVERHEAD SPOT
- BACKLIT THROUGH DRAPE



BOTTOM UP SPOT LIGHT



INCANDESCENT SPOTLIGHT
FROM RIGHT SIDE



OVERHEAD HALOGEN
ROOM LIGHT




INCANDESCENT SPOT
FROM ABOVE



AMBIENT ROOM LIGHT



DUSK LIGHT



NIGHT TIME - AMBIENT
FROM ANOTHER ROOM



SOJI LIGHT BOX

CUSTOM MADE LUMINERE FOR TEA HOUSE CAFE PROJECT

GOAL:

TO CREATE AN ORIGINAL LUMINERE TO BE USED IN A LIGHTING PLAN FOR A NEW COMMERCIAL CAFE SPACE

CONCEPT:

IN ORDER TO ENHANCE THE AMBIENCE OF THE TEAHOUSE, THE LUMINERES WILL EMULATE SOJI SCREENS - BUT WITH FOLIAGE (OR ANY OTHER OBJECT) PROJECTED THROUGH THE OUTER SKIN OF THE FIXTURE AND PROVIDING A SHADOW OF THE OBJECT THAT RESIDES WITHIN THE BOX.

MATERIAL:

- PINE FRAME
- STRETCHABLE LINING ON FRONT AND SIDES.
- BLACKOUT FABRIC ON BACK

LIGHTING:

- SMALL TRACK LIGHT
- 4 INCANDESCENT LIGHTS 100W EACH
- MOUNTED ON THE BOTTOM, UPRIGHT FIXED POSITION


DESIGN DETAIL:

- GLASS VASE
- 4 BAMBOO POLES
- ARTIFICIAL BAMBOO FOLIAGE GLUED AT VARYING HEIGHTS TO THE BAMBOO.

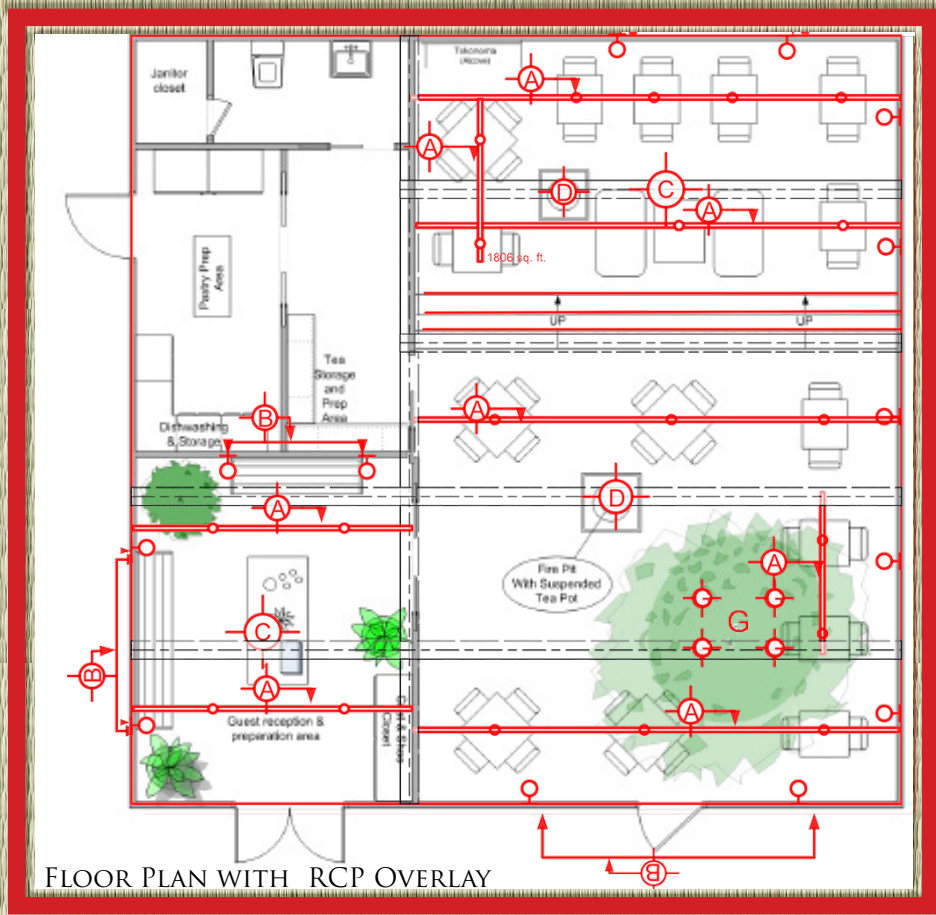
FINISHED SIZE: 6' X 4'



TEA HOUSE



Light Schedule						
Item #	Quantity	Make	Model	Size	Color	Description
A	16	Bruck Lighting	220360mc	2"	MC	Luminaire GX5.3 socket (for MR16)
A	16	SORAA	MR16	1.75"		LED 7.5W - Lamp
A	340'	Bruck Lighting	150109		MC	Cable Track
A	16	Bruck Lighting	150360		MC	Uni-plug adapter
A	24	Bruck Lighting	150526mc			wall plate
A	12	Bruck Lighting	150195mc			Tightener with feed
B	13	Illumitex	VR2	2	BZ	Wall Washer
B	13	Illumitex	LED1 - AD		BW	Down lamp and color
B	13	Illumitex	LED2 - AR		BW	Up lamp and color
C	1	Custom				Chandolier - Reception area
D	2	Phillips			MS	Spot Light
E	6	RSL Systems	RR12LED			LED Slim Stair Nosing Step Light
F	1	GRAFIK Eye QS	QSGRJ-8E 1			Wireless Control Unit
F	1	GRAFIK Eye QS	QSGFP-WH-NST			Faceplate Kit 1
F	1	GRAFIK Eye QS	GRX-TV1 3			Power Module
G	3	Phillips Hadco	IL9			FLEXSCAPE LED INGROUND LANDSCAPE LUMINAIRE



FLOOR PLAN WITH RCP OVERLAY

TEA HOUSE


Custom Chandelier Concept



NORTH ELEVATION



EAST ELEVATION



Custom Light Prototype



WEST ELEVATION